











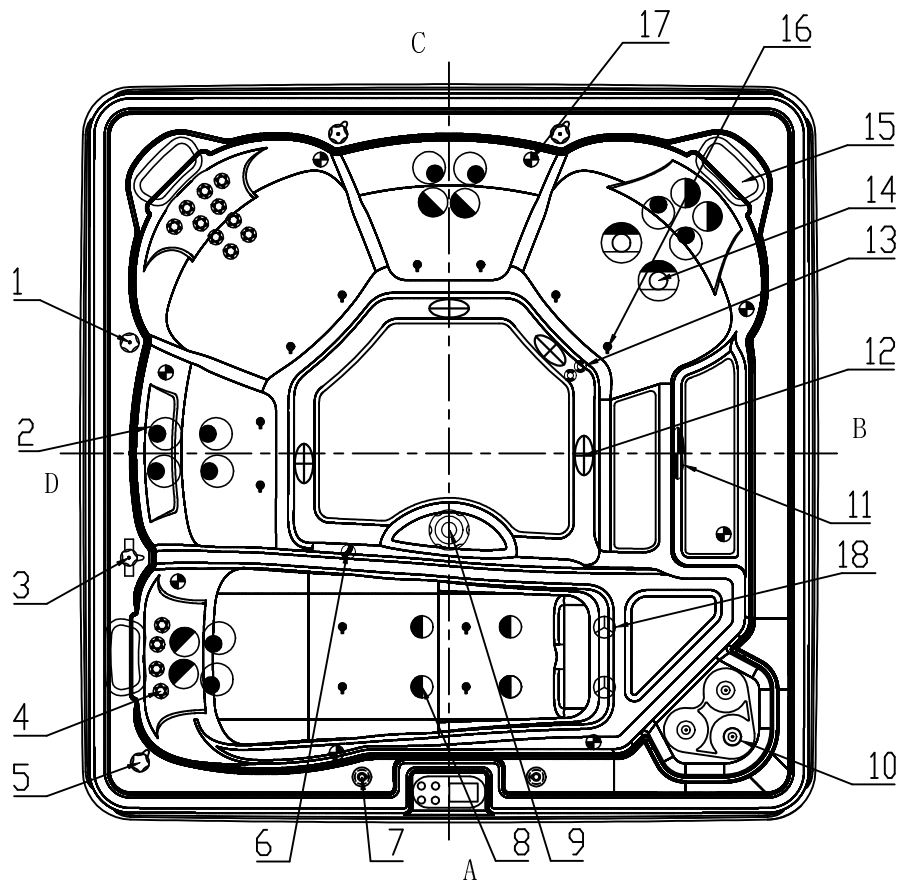


Notes: Due to manufacturing tolerances, there could be some minor differences between the actual spa and the drawing above. If site planning is critical to such tolerances, be sure to measure your actual spa. All specifications are subject to change without notice. Some components may be optional on your spa

| | | | | |
|-----|---|------------------------------------|-----|------|
| 12 |  | Blower (depends on specifications) | 1 | pcs |
| 11 |  | Heat pump ready unit(Optional) | 1 | pcs |
| 10 |  | Subwoofer(Optional) | 1 | pcs |
| 9 |  | In.stream(Optional) | 1 | pcs |
| 8 |  | Transducer Speaker(Optional) | 2 | pcs |
| 7 |  | WiFi(Optional) | 1 | pcs |
| 6 |  | Single Speed Pump | 2 | pcs |
| 5 |  | Circulation Pump | 1 | pcs |
| 4 |  | Control Panel | 1 | pcs |
| 3 |  | CD Ozone Generator | 1 | pcs |
| 2 |  | Control Box | 1 | pcs |
| 1 |  | External Drain | 1 | pcs |
| NO. | Icon | Description | Qty | Unit |

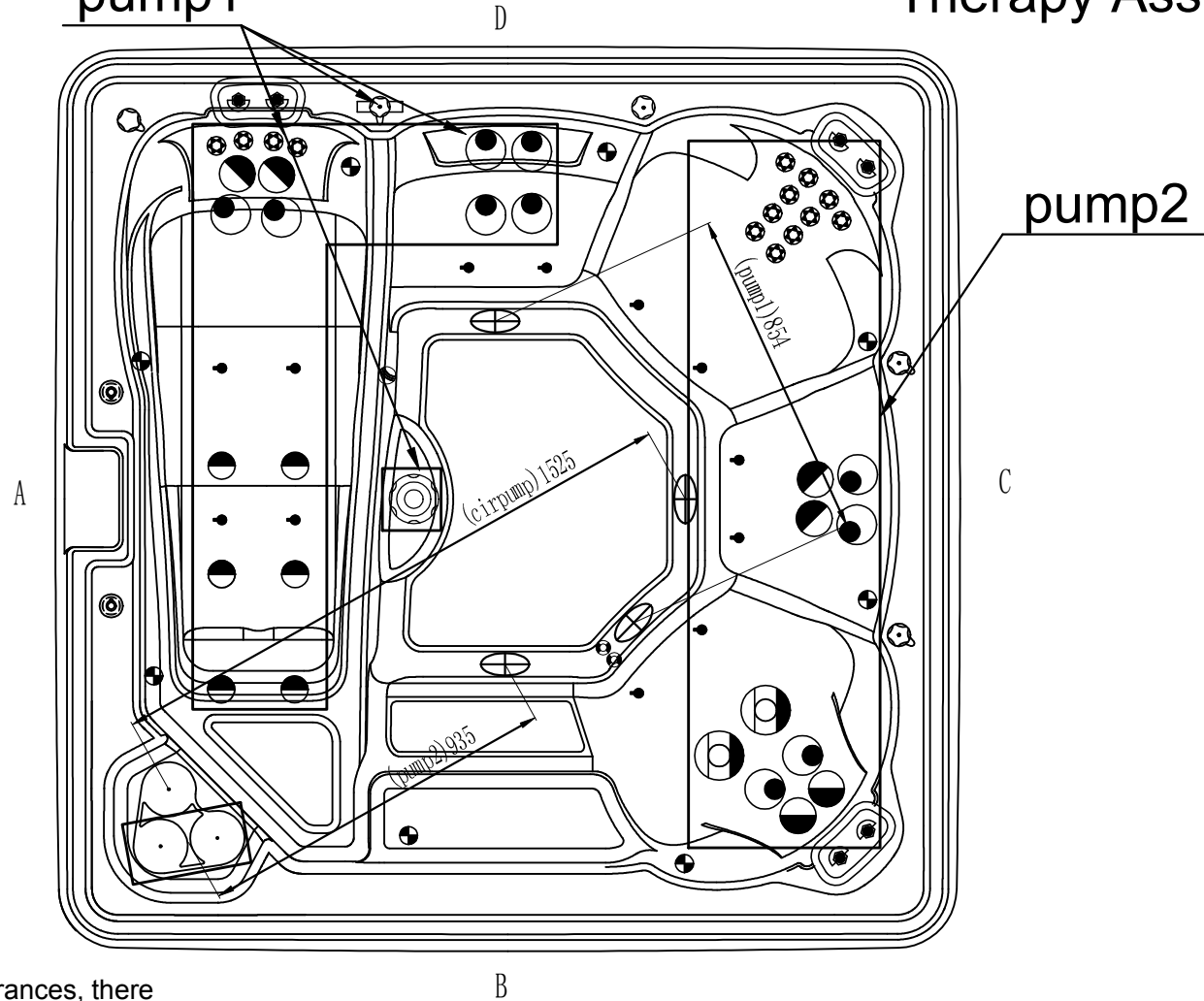


| | | | | |
|-----|------|---|-----|------|
| 18 | | 3 inch Style Directional Jet | 2 | pcs |
| 17 | | Perimeter LED | 8 | pcs |
| 16 | | 1" Air Injector Assembly-Multi-Flow-SS Face | 12 | pcs |
| 15 | | Headrest | 6 | pcs |
| 14 | | 5 inch Jet Internal-Single Spin | 2 | pcs |
| 13 | | Ozone Injector | 2 | pcs |
| 12 | | 2" Suction (full set) | 4 | pcs |
| 11 | | 3.5" Lampshade | 1 | pcs |
| 10 | | Filter Connector | 3 | pcs |
| 9 | | 5" Directional River Jet Internal | 1 | pcs |
| 8 | | 3 inch Jet Internal-Single Spin | 10 | pcs |
| 7 | | 2.5" Lifting Fountain | 2 | pcs |
| 6 | | Stainless Steel Low Drain - 3/4" Slip | 1 | pcs |
| 5 | | 1 inch Air Controller | 3 | pcs |
| 4 | | 2.5 inch Jet Internal-Single Spin | 14 | pcs |
| 3 | | 2 inch Water diverter valve | 1 | pcs |
| 2 | | 4 inch Jet Internal-Single Spin | 10 | pcs |
| 1 | | Fountain valve | 1 | pcs |
| NO. | Icon | Description | Qty | Unit |

Notes: Due to manufacturing tolerances, there could be some minor differences between the actual spa and the drawing above. If site planning is critical to such tolerances, be sure to measure your actual spa. All specifications are subject to change without notice. Some components may be optional on your spa. For instance HEB760 configuration with 1" air jet, HEA760 not configuration with 1" air jet.

pump1

Therapy Assignment



Notes: Due to manufacturing tolerances, there could be some minor differences between the actual spa and the drawing above. If site planning is critical to such tolerances, be sure to measure your actual spa. All specifications are subject to change without notice. Some components may be optional on your spa